


OPMXQ

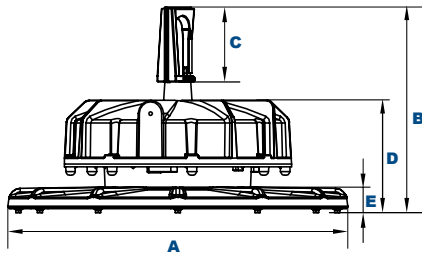
L70
25°C

182,000 Hours

OptiMAX EasyLED Harsh Environment High Bay



Bottom View



Dimensions

Diameter (A)	17" (456mm)
Height 1 (B)	10 1/2" (275mm)
Height 2 (C)	4" (100mm)
Height 3 (D)	6 7/8" (175mm)
Height 4 (E)	1 1/8" (34mm)

Project Information:

Project Name: _____ Fixture Type: _____

Complete Catalog #: _____ Date: _____

Comments: _____

EasyLED Technology

The OPMXQ LEPG OptiMAX pendant mount LED High Bay luminaire provides controlled illumination for general and task lighting designed for the harsh environments found in heavy manufacturing facilities. The OptiMAX luminaire utilizes high efficiency LEDs to reduce maintenance and lower energy costs. These high-quality durable fixtures are used in warehouse, military bases, natatoriums, heavy industrial, and manufacturing facilities. Typical lighting applications include harsh environment industrial, vehicle wash facilities, pharmaceutical and scientific labs. Mounting heights of 16 to 40 feet can be used based on light level and uniformity requirements.

Specifications and Features:

Housing:

Heavy-Duty Die Cast Aluminum Housing construction with silicone gaskets and stainless-steel fasteners. Drivers, sensors, and battery backup are mounted on internally for easy maintenance.

Listing & Ratings:

ETL: Listed for Wet Locations, ANSI/UL 1598, 8750. IP66 Sealed LED Compartment, Pressure wash rated to 1400 PSI.

Finish:

Powdercoat Finish Over a Chromate Conversion Coating.

Lens:

Clear UV-Stabilized Polycarbonate or Optional DR Acrylic Lens. Medium Distribution (80° Beam).

Mounting Options:

Pendant Mount Using Die Cast Aluminum Captive Hook.

EasyLED LED:

Aluminum Boards

Wattage:

100w, 150w, 200w, or 240w Array

Power Input:

Includes 6' Yellow Cable (5-Conductor Wire to Pigtails) (Black, White, Green, Purple, Gray)

Driver:

Electronic Driver, 120-277V, 50/60Hz or 347-480V, 50/60Hz; Less Than 20% THD and PF>0.90. Standard Internal Surge Protection 4kV to 6kV depending on wattage. 0-10V Dimming Standard for a Dimming Range of 100% to 10%; Dimming Source Current is 150 Microamps.

Controls:

Fixtures Ordered with Factory-Installed Motion Sensor Controls are Internally Wired for Switching and/or 1-10V Dimming Within the Housing. Remote Direct Wired Interface of 1-10V Dimming is Not Implied and May Not Be Available, Please Consult Factory. Fixtures are Tested with QSSI Controls and May Not Function Properly with Controls Supplied By Others. Fixtures are NOT Designed for Use with Line Voltage Dimmers.

Warranty:

5-Year Warranty for -40°C to +55°C Environment.

See Page 3 for Projected Lumen Maintenance Table.

Certification & Listings:



We have custom and standard manufacturing options. Use this form to build your part number or reach out to our sales team for assistance.

GET YOUR PRODUCTS FASTER WITH OUR QUICK SHIP PROGRAM

Multiple USA locations = 98-3-1 Quick Ship Program
98% Fill Rate – 3 Day Lead Time – 1 Piece Minimum Order

Order Information Example:		OPMXQM1X150U4KCPWSP					
OPMXQ		W					
Model	Optics	Wattage	Driver	CCT	Lens	Color	Options
OPMXQ=OptiMAX EasyLED Harsh Environment High Bay	M=Medium Beam 80° Optics	1X100=100W 1X150=150W 1X200=200W 1X240=240W	U=120-277V H=347-480V* *100 & 150w Model Only.	4K=4000K 5K=5000K	CP=Clear Polycarbonate* CA=Clear DR Acrylic *Not recommended for Alkaline Industrial Cleaners.	W=White	SF=Single Fuse* DF=Double Fuse* SP=10 KV Surge Protector 120-277V SP2=20 KV Surge Protector 120-277V SPH=10 KV Surge Protector 347-480V S5=Internal Microwave Sensor with Dimming for Mounting Heights of 25' or less* BU=Battery Backup, 90 Minutes*◆ *120-277V Models Only. ◆100W 120-277V Models Only. Ambient Temperature for Battery Backup 5°C to 40°C

NOTE: Includes Staines Steel chain mounting kit and 6 FT 5-wire cord

Accessories & Replacement Parts:

**Accessories
(Order Separately, Field Installed)**

- CPSC6 6 FT Safety Cable
- P17126 Remote Programming Tool for P17125



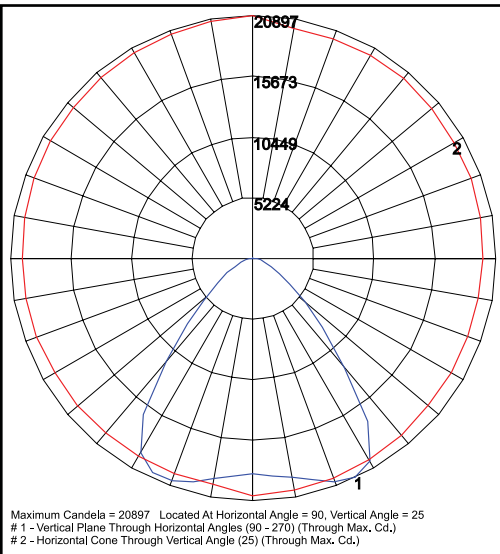
**Replacement Parts
(Order Separately, Field Installed)**

- P17125 Internal Microwave Sensor with Dimming & Remote Programming, 120-277V Only. See P17125 Spec. Page for Details.

For Replacement Battery Backup, see the LEPG LED Battery Backup Specification Sheet.



Photometric Data



OPMXQM1X240U5K
Grid in feet, Mounting Height = 25 ft.

Specifications subject to change without notice. Rev. 113023



**LIGHTING & ELECTRICAL
PRODUCTS GROUP**

OPMXQ **L70** **182,000 Hours**
OptiMAX EasyLED Harsh Environment High Bay

Photometric Performance

Optic	CCT	Wattage (Catalog Logic)	100W (1X100)	150W (1X150)	200W (1X200)	240W (1X240)
		Input Watts	110.3w	168.4w	208.7w	253.7w
		Delivered Lumens				
M = Medium - 80° Beam	4000K	15,523	23,698	30,959	37,641	
	5000K	16,044	24,494	31,999	38,905	

Projected Lumen Maintenance

Data shown for 5000 CCT TM-21-11	Watts	Compare to MH				Calculated LED Life
		Initial	25,000 Hrs	50,000 Hrs	100,000 Hrs	
L70 Lumen Maintenance @ 25°C / 77°F	All wattages up to and including 254w	1.00	0.96	0.92	0.84	182,000
L70 Lumen Maintenance @ 50°C / 122°F		1.00	0.93	0.86	0.71	104,000
L80 Lumen Maintenance @ 40°C / 104°F		1.00	0.94	0.88	0.75	80,000

NOTES:
 1. Projected per IESNA TM-21-11. Data references the extrapolated performance projections for the base model in a 25°C ambient, based on 10,000 hours of LED testing per IESNA LM-80-08.
 2. Compare to MH box indicates suggested Light Loss Factor (LLF) to be used when comparing to Metal Halide (MH) systems.

Specifications subject to change without notice. Rev. 031323

12802 Commodity Place • Tampa, FL 33626 • Phone: (813) 316-2221
 For more information visit our website at www.qssi.com

